



Christ Child Academy

State of the School Meeting
Immaculate Conception Church
Tuesday, May 30, 2017
7:00 pm

AGENDA

1. Prayer
2. Fr. Paul Fliss – Tri-Parish Pastor
3. Jane Riley Best – Tri-Parish Director of Stewardship & Development
4. Tina Videtic – President CCA Governance Board
5. Tina Kriedler – Chairperson CCA Finance Committee
6. Mark Ruedinger – School Principal
7. Question & Answer Session

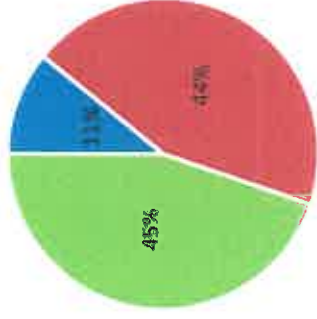
	Actual 2013 - 2014	Actual 2014 - 2015	Actual 2015 - 2016	Projected 2016 - 2017
Income				
Donations & Fundraising	\$105,712	\$106,832	\$154,799	\$194,200
Tuition *	\$425,840	\$442,231	\$425,600	\$392,000
Tri Parish Participation	\$435,991	\$445,012	\$400,000	\$400,000
Total Income	\$967,543	\$994,075	\$980,399	\$986,200
Expenses				
Salary & Benefits	\$835,780	\$836,836	\$856,284	\$862,100
Maintenance	\$48,976	\$40,957	\$52,975	\$41,500
Operating Expenses	\$74,018	\$60,156	\$71,788	\$71,600
Total Expenses	\$958,774	\$937,949	\$981,047	\$975,200
Net Income (Loss)	\$8,769	\$56,126	(\$648)	\$11,000
*Includes Tuition Assistance				
Enrollment (As of September)	2013 - 2014	2014 - 2015	2015 - 2016	2016 - 2017
K-8	172	165	149	140
3K/4K	22	22	16	22
Total	194	187	165	162
Total Cost Per Student K-8	\$4,942	\$5,016	\$5,946	\$6,020
Published Tuition Rates - Single Child	\$2,750	\$2,850	\$2,950	\$3,000

Income
Actual 2013 - 2014



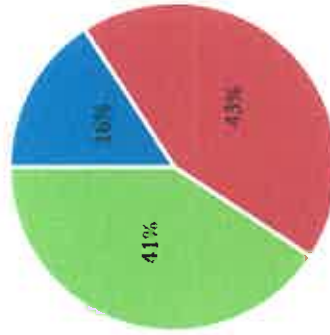
■ Donations & Fundraising ■ Tuition * ■ Tri Parish Participation

Income
Actual 2014 - 2015



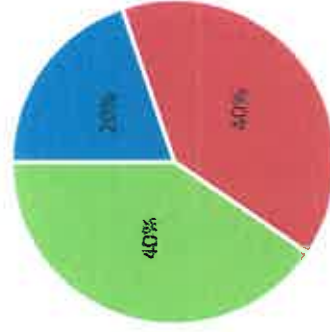
■ Donations & Fundraising ■ Tuition * ■ Tri Parish Participation

Income
Actual 2015 - 2016



■ Donations & Fundraising ■ Tuition * ■ Tri Parish Participation

Income
Projected 2016 - 2017



■ Donations & Fundraising ■ Tuition * ■ Tri Parish Participation

Christ Child Academy

Iowa Assessments Proficiency Levels

	2013	2014	2015	2016	2017	AVG.
3rd Grade						
Reading	90%	94%	94%	84%	89%	90%
Math	86%	72%	82%	100%	83%	85%
Science	76%	83%	94%	95%	94%	88%
Social Studies	90%	89%	88%	89%	94%	90%

5th Grade						
Reading	75%	75%	87%	82%	93%	82%
Math	90%	100%	87%	88%	100%	93%
Science	90%	94%	96%	82%	100%	92%
Social Studies	85%	94%	78%	88%	93%	88%

7th Grade						
Reading	73%	60%	86%	100%	83%	80%
Math	100%	87%	91%	100%	83%	92%
Science	82%	67%	91%	92%	87%	84%
Social Studies	91%	80%	82%	100%	83%	87%